

**UniFi<sup>®</sup> G3**  
Video Camera


IR Range Extender  
Accessory for UVC-G3  
Model: UVC-G3-LED

QUICK START GUIDE

## Introduction

Thank you for purchasing the Ubiquiti Networks® IR Extender for the UniFi® Video Camera G3. This Quick Start Guide is designed to guide you through installation and includes warranty terms.

## Package Contents



UVC-G3-LED

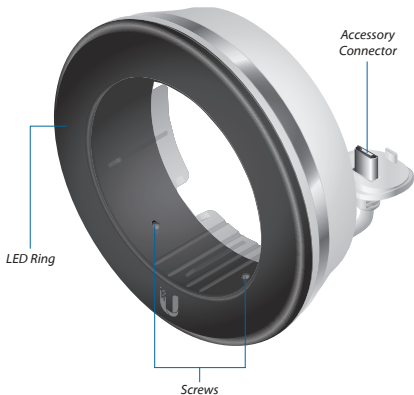


Quick Start Guide

## Installation Requirements

- UniFi Video Camera G3, model UVC-G3
- Phillips screwdriver

## Hardware Overview



**LED Ring** Houses six high-intensity infrared LEDs for extended night vision range.

**Accessory Connector** Connects to the UVC-G3 for power and IR control.

**Screws** Pre-installed screws that secure the *LED Ring* to the UVC-G3 camera during the installation.

**!** **WARNING:** Do not connect anything to the *Accessory Connector* other than the UVC G3 camera, as it may cause damage to the device. The *Accessory Connector* is designed for use with the UVC G3 camera only.


## Hardware Installation

1. Pull out the sun visor and remove it. Then remove the accessory port cover located on the bottom of the UVC-G3.



2. Hold the UVC-G3-LED with the *Accessory Connector* at the bottom. Place the *LED Ring* over the front face of the camera and insert the *LED Ring* until it locks into place.



-  **Note:** If the pre-installed screws protrude into the open space of the *LED Ring*, use a phillips screwdriver to turn each of the two screws counterclockwise until the perimeter is clear. This will provide proper clearance and allow the *LED Ring* to slide onto the UVC G3 camera.

3. Insert the *Accessory Connector* into the accessory port until it locks into place.



4. Secure the UVC-G3-LED to the camera by tightening the two screws located underneath the *LED Ring*.



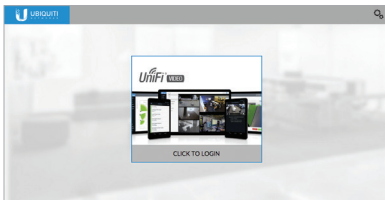
**!** **Important:** Do not over-tighten the two screws. Excessive torque may damage the *LED Ring* and/or the UVC-G3.

## Enabling the External IR LEDs

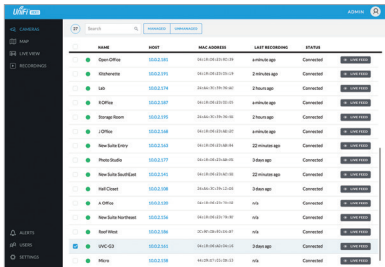
The UVC-G3-LED may be enabled using UniFi Video or directly through the camera UI. Once enabled, the UVC-G3-LED will automatically turn on under low light conditions.

### UniFi Video

1. Launch UniFi Video and log in.

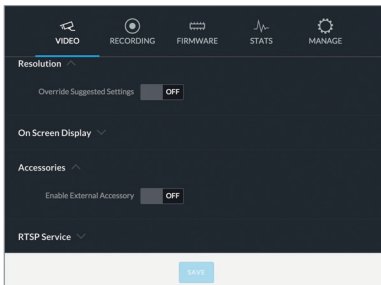


2. On the *Cameras* page, locate the UVC-G3 with the installed UVC-G3-LED, and click the name of the camera.

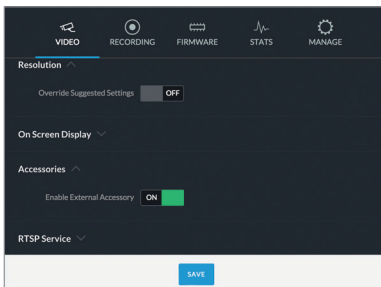


	NAME	HOST	MAC ADDRESS	LAST RECORDING	STATUS
<input type="checkbox"/>	Open Office	10.0.2.181	04:18:00:22:8C:28	4 minutes ago	Connected <a href="#">VIEW FEED</a>
<input type="checkbox"/>	Kitchenette	10.0.2.191	04:18:00:22:8C:28	2 minutes ago	Connected <a href="#">VIEW FEED</a>
<input type="checkbox"/>	Lab	10.0.2.174	24:66:3C:1A:76:80	2 hours ago	Connected <a href="#">VIEW FEED</a>
<input type="checkbox"/>	RCOffice	10.0.2.187	04:18:00:22:8C:28	4 minutes ago	Connected <a href="#">VIEW FEED</a>
<input type="checkbox"/>	Storage Room	10.0.2.195	24:66:3C:1A:76:80	2 hours ago	Connected <a href="#">VIEW FEED</a>
<input type="checkbox"/>	JOffice	10.0.2.158	04:18:00:22:8C:28	4 minutes ago	Connected <a href="#">VIEW FEED</a>
<input type="checkbox"/>	New Suite Entry	10.0.2.143	04:18:00:22:8C:28	22 minutes ago	Connected <a href="#">VIEW FEED</a>
<input type="checkbox"/>	Photo Studio	10.0.2.177	04:18:00:22:8C:28	3 days ago	Connected <a href="#">VIEW FEED</a>
<input type="checkbox"/>	New Suite SouthEast	10.0.2.141	04:18:00:22:8C:28	22 minutes ago	Connected <a href="#">VIEW FEED</a>
<input type="checkbox"/>	Hall Closet	10.0.2.108	24:66:3C:1A:76:80	3 days ago	Connected <a href="#">VIEW FEED</a>
<input type="checkbox"/>	A Office	10.0.2.139	04:18:00:22:8C:28	n/a	Connected <a href="#">VIEW FEED</a>
<input type="checkbox"/>	New Suite Northeast	10.0.2.154	04:18:00:22:8C:28	n/a	Connected <a href="#">VIEW FEED</a>
<input type="checkbox"/>	Boat West	10.0.2.104	2C:8F:00:83:3A:87	n/a	Connected <a href="#">VIEW FEED</a>
<input checked="" type="checkbox"/>	UVC-G3	10.0.2.161	04:18:00:22:8C:28	3 days ago	Connected <a href="#">VIEW FEED</a>
<input type="checkbox"/>	Misc	10.0.2.138	44:2B:27:05:38:33	n/a	Connected <a href="#">VIEW FEED</a>

- The camera configuration panel will appear on the right side of the window. Click **Accessories**, and then click the toggle box next to *Enable External Accessory*.




- Click **Save**.



## Camera UI

Access the camera UI using the Ubiquiti® Device Discovery Tool. The utility is available as a stand-alone application and as a Chrome extension (Chrome browser required). The utility is available for download at:

**[www.ubnt.com/download/utilities](http://www.ubnt.com/download/utilities)**

 **Note:** If you know the IP address of the UVC-G3, you may access the camera UI directly by entering the IP address in a web browser, and skip to step 3.

1. Launch the Ubiquiti Device Discovery Tool.

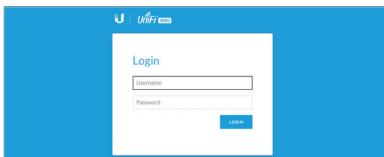


2. A list of Ubiquiti devices on the network will appear. Locate the UVC-G3 with the installed UVC-G3-LED. Click the IP address of the camera in the *Host* column.

A screenshot of the Ubiquiti Device Discovery Tool interface. It shows a search bar at the top with 'SEARCH' and 'CLEAR' buttons, and a 'Device Count: 43' indicator. Below is a table with columns for Device Type, Name, Host, MAC, and Firmware. The 'UVC-G3' device is highlighted in blue.

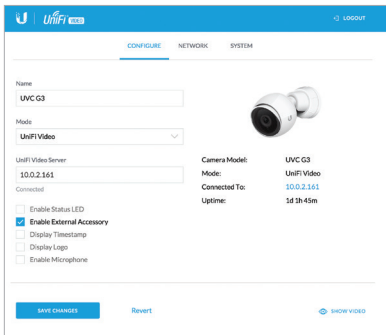
DEVICE TYPE	NAME	HOST	MAC	FIRMWARE
UniFi NVR	UniFi-NVR	10.0.2.165	24:8A:13:C1:81:FE:1D	v3.1.1
UVC-G3	UVC-G3	10.0.2.155	0C:8F:2B:18:FF:87	v3.1.0.08
NanoBeam-MS 19	NanoBeam-MS 19-Send	10.0.2.196	04:18:24:19:20:49	v5.6.2
RWQ2U	UBNT	10.0.2.146	24:8A:13:C1:81:80	v2.1.1
RWQ2U	Sign-Outlet	10.0.2.192	24:8A:13:C1:81:49:19	v2.1.1
RWQ2U	UBNT	10.0.2.176	24:8A:13:C1:81:20:20	v2.1.1
RWQ2U	UBNT	10.0.2.142	24:8A:13:C1:81:4:87	v2.1.1
EMyo-8	ac-camp-ge	10.0.2.1	0C:8F:2B:18:1F:1D:1D	v1.7.0
ES-24-500W	ac-fic-wd0	10.0.2.170	04:18:24:18:14:2:25	v1
TSR PoE PRO	TOUCHSwitch-PoE	10.0.2.144	0C:8F:2B:18:1:8E:18	v1.2

3. The UniFi Video Camera UI portal will appear in a new browser window. Enter your *Username* and *Password* to log in.





4. On the *Configure* window, check the box next to *Enable External Accessory*.



The screenshot shows the UniFi UVC G3 camera configuration interface. At the top, there is a blue header with the UniFi logo and a 'LOGOUT' button. Below the header, there are three tabs: 'CONFIGURE' (selected), 'NETWORK', and 'SYSTEM'. The main content area is divided into several sections:

- Name:** A text input field containing 'UVC G3'.
- Mode:** A dropdown menu set to 'UniFi Video'.
- UniFi Video Server:** A text input field containing '10.0.2.161'.
- Connected:** A section with several checkboxes:
  - Enable Status LED
  - Enable External Accessory**
  - Display Timestamp
  - Display Logo
  - Enable Microphone
- Camera Model:** UVC G3
- Mode:** UniFi Video
- Connected To:** 10.0.2.161
- Uptime:** 1d 1h 45m

At the bottom of the page, there are three buttons: a blue 'SAVE CHANGES' button, a 'Revert' link, and a 'SHOW VIDEO' button with a camera icon.

5. Click **Save Changes**.

## Specifications

UVC-G3-LED	
Dimensions	Ø 80 x 26 mm (Ø 3.15 x 1.02")
Weight	75 g (2.65 oz)
LEDs	(6) Infrared LEDs
IR Range	Up to 25 m (82 ft)
Power Method	Accessory Connector
Power Supply	UVC-G3
Max. Power Consumption	7.5W
Operating Temperature	-30 to 70° C -22 to 158° F
Operating Humidity	20 to 90% Noncondensing



640-00206-03

## Safety Notices

1. Read, follow, and keep these instructions.
2. Heed all warnings.
3. Only use attachments/accessories specified by the manufacturer.



**WARNING:** Hot Surface. Do not touch.



**WARNING:** Do not use this product in location that can be submerged by water.



**WARNING:** Avoid using this product during an electrical storm. There may be a remote risk of electric shock from lightning.

## Electrical Safety Information

1. Compliance is required with respect to voltage, frequency, and current requirements indicated on the manufacturer's label. Connection to a different power source than those specified may result in improper operation, damage to the equipment or pose a fire hazard if the limitations are not followed.
2. There are no operator serviceable parts inside this equipment. Service should be provided only by a qualified service technician.

## Limited Warranty

UBIQUITI NETWORKS, Inc (“UBIQUITI NETWORKS”) warrants that the product(s) furnished hereunder (the “Product(s)”) shall be free from defects in material and workmanship for a period of one (1) year from the date of shipment by UBIQUITI NETWORKS under normal use and operation. UBIQUITI NETWORKS’ sole and exclusive obligation and liability under the foregoing warranty shall be for UBIQUITI NETWORKS, at its discretion, to repair or replace any Product that fails to conform to the above warranty during the above warranty period. The expense of removal and reinstallation of any Product is not included in this warranty. The warranty period of any repaired or replaced Product shall not extend beyond its original term.

## Warranty Conditions

The above warranty does not apply if the Product:

- (I) has been modified and/or altered, or an addition made thereto, except by Ubiquiti Networks, or Ubiquiti Networks’ authorized representatives, or as approved by Ubiquiti Networks in writing;
- (II) has been painted, rebranded or physically modified in any way;
- (III) has been damaged due to errors or defects in cabling;
- (IV) has been subjected to misuse, abuse, negligence, abnormal physical, electromagnetic or electrical stress, including lightning strikes, or accident;
- (V) has been damaged or impaired as a result of using third party firmware;
- (VI) has no original Ubiquiti MAC label, or is missing any other original Ubiquiti label(s); or
- (VII) has not been received by Ubiquiti within 30 days of issuance of the RMA.

In addition, the above warranty shall apply only if: the product has been properly installed and used at all times in accordance, and in all material respects, with the applicable Product documentation; all Ethernet cabling runs use CAT5 (or above), and for outdoor installations, shielded Ethernet cabling is used, and for indoor installations, indoor cabling requirements are followed.

## Returns

No Products will be accepted for replacement or repair without obtaining a Return Materials Authorization (RMA) number from UBIQUITI NETWORKS during the warranty period, and the Products being received at UBIQUITI NETWORKS' facility freight prepaid in accordance with the RMA process of UBIQUITI NETWORKS. Products returned without an RMA number will not be processed and will be returned freight collect or subject to disposal. Information on the RMA process and obtaining an RMA number can be found at: [www.ubnt.com/support/warranty](http://www.ubnt.com/support/warranty).

## Disclaimer

EXCEPT FOR ANY EXPRESS WARRANTIES PROVIDED HEREIN, UBIQUITI NETWORKS, ITS AFFILIATES, AND ITS AND THEIR THIRD PARTY DATA, SERVICE, SOFTWARE AND HARDWARE PROVIDERS HEREBY DISCLAIM AND MAKE NO OTHER REPRESENTATION OR WARRANTY OF ANY KIND, EXPRESS, IMPLIED OR STATUTORY, INCLUDING, BUT NOT LIMITED TO, REPRESENTATIONS, GUARANTEES, OR WARRANTIES OF MERCHANTABILITY, ACCURACY, QUALITY OF SERVICE OR RESULTS, AVAILABILITY, SATISFACTORY QUALITY, LACK OF VIRUSES, QUIET ENJOYMENT, FITNESS FOR A PARTICULAR PURPOSE AND NON-INFRINGEMENT AND ANY WARRANTIES ARISING FROM ANY COURSE OF DEALING, USAGE OR TRADE PRACTICE IN CONNECTION WITH SUCH PRODUCTS AND SERVICES. BUYER ACKNOWLEDGES THAT NEITHER UBIQUITI NETWORKS NOR ITS THIRD PARTY PROVIDERS CONTROL BUYER'S EQUIPMENT OR THE TRANSFER OF DATA OVER COMMUNICATIONS FACILITIES, INCLUDING THE INTERNET, AND THAT THE PRODUCTS AND SERVICES MAY BE SUBJECT TO LIMITATIONS, INTERRUPTIONS, DELAYS, CANCELLATIONS AND OTHER PROBLEMS INHERENT IN THE USE OF COMMUNICATIONS FACILITIES. UBIQUITI NETWORKS, ITS AFFILIATES AND ITS AND THEIR THIRD PARTY PROVIDERS ARE NOT RESPONSIBLE FOR ANY INTERRUPTIONS, DELAYS, CANCELLATIONS, DELIVERY FAILURES, DATA LOSS, CONTENT CORRUPTION, PACKET LOSS, OR OTHER DAMAGE RESULTING FROM ANY OF THE FOREGOING. In addition, UBIQUITI NETWORKS does not warrant that the operation of the Products will be error-free or that operation will be uninterrupted. In no event shall UBIQUITI NETWORKS be responsible for damages or claims of any nature or description relating to system performance, including coverage, buyer's selection of products (including the Products) for buyer's application and/or failure of products (including the Products) to meet government or regulatory requirements.

## Limitation of Liability

EXCEPT TO THE EXTENT PROHIBITED BY LOCAL LAW, IN NO EVENT WILL UBIQUITI OR ITS SUBSIDIARIES, AFFILIATES OR SUPPLIERS BE LIABLE FOR DIRECT, SPECIAL, INCIDENTAL, CONSEQUENTIAL OR OTHER DAMAGES (INCLUDING LOST PROFIT, LOST DATA, OR DOWNTIME COSTS), ARISING OUT OF THE USE, INABILITY TO USE, OR THE RESULTS OF USE OF THE PRODUCT, WHETHER BASED IN WARRANTY, CONTRACT, TORT OR OTHER LEGAL THEORY, AND WHETHER OR NOT ADVISED OF THE POSSIBILITY OF SUCH DAMAGES.

### Note

Some countries, states and provinces do not allow exclusions of implied warranties or conditions, so the above exclusion may not apply to you. You may have other rights that vary from country to country, state to state, or province to province. Some countries, states and provinces do not allow the exclusion or limitation of liability for incidental or consequential damages, so the above limitation may not apply to you. EXCEPT TO THE EXTENT ALLOWED BY LOCAL LAW, THESE WARRANTY TERMS DO NOT EXCLUDE, RESTRICT OR MODIFY, AND ARE IN ADDITION TO, THE MANDATORY STATUTORY RIGHTS APPLICABLE TO THE LICENSE OF ANY SOFTWARE (EMBEDDED IN THE PRODUCT) TO YOU. The United Nations Convention on Contracts for the International Sale of Goods shall not apply to any transactions regarding the sale of the Products.

# Compliance

## FCC

Changes or modifications not expressly approved by the party responsible for compliance could void the user's authority to operate the equipment.

This device complies with Part 15 of the FCC Rules. Operation is subject to the following two conditions:

1. This device may not cause harmful interference, and
2. This device must accept any interference received, including interference that may cause undesired operation.

NOTE: This equipment has been tested and found to comply with the limits for a Class A digital device, pursuant to part 15 of the FCC Rules. These limits are designed to provide reasonable protection against harmful interference when the equipment is operated in a commercial environment. This equipment generates, uses, and can radiate radio frequency energy and, if not installed and used in accordance with the instruction manual, may cause harmful interference to radio communications. Operations of this equipment in a residential area is likely to cause harmful interference in which case the user will be required to correct the interference at his own expense.

## ISED Canada

### CAN ICES-3(A)/NMB-3(A)

This Class A digital apparatus complies with Canadian CAN ICES-003.

### CAN ICES-3(A)/NMB-3(A)

Cet appareil numérique de la classe A est conforme à la norme NMB-003 du Canada.

## CE Marking

CE marking on this product represents the product is in compliance with all directives that are applicable to it.



## RoHS/WEEE Compliance Statement



### English

European Directive 2012/19/EU requires that the equipment bearing this symbol on the product and/or its packaging must not be disposed of with unsorted municipal waste. The symbol indicates that this product should be disposed of separately from regular household waste streams. It is your responsibility to dispose of this and other electric and electronic equipment via designated collection facilities appointed by the government or local authorities. Correct disposal and recycling will help prevent potential negative consequences to the environment and human health. For more detailed information about the disposal of your old equipment, please contact your local authorities, waste disposal service, or the shop where you purchased the product.

### Deutsch

Die Europäische Richtlinie 2012/19/EU verlangt, dass technische Ausrüstung, die direkt am Gerät und/oder an der Verpackung mit diesem Symbol versehen ist, nicht zusammen mit unsortiertem Gemeindeabfall entsorgt werden darf. Das Symbol weist darauf hin, dass das Produkt von regulärem Haushaltsmüll getrennt entsorgt werden sollte. Es liegt in Ihrer Verantwortung, dieses Gerät und andere elektrische und elektronische Geräte über die dafür zuständigen und von der Regierung oder örtlichen Behörden dazu bestimmten Sammelstellen zu entsorgen. Ordnungsgemäßes Entsorgen und Recyceln trägt dazu bei, potentielle negative Folgen für Umwelt und die menschliche Gesundheit zu vermeiden. Wenn Sie weitere Informationen zur Entsorgung Ihrer Altgeräte benötigen, wenden Sie sich bitte an die örtlichen Behörden oder städtischen Entsorgungsdienste oder an den Händler, bei dem Sie das Produkt erworben haben.



## Español

La Directiva 2012/19/UE exige que los equipos que lleven este símbolo en el propio aparato y/o en su embalaje no deben eliminarse junto con otros residuos urbanos no seleccionados. El símbolo indica que el producto en cuestión debe separarse de los residuos domésticos convencionales con vistas a su eliminación. Es responsabilidad suya desechar este y cualesquiera otros aparatos eléctricos y electrónicos a través de los puntos de recogida que ponen a su disposición el gobierno y las autoridades locales. Al desechar y reciclar correctamente estos aparatos estará contribuyendo a evitar posibles consecuencias negativas para el medio ambiente y la salud de las personas. Si desea obtener información más detallada sobre la eliminación segura de su aparato usado, consulte a las autoridades locales, al servicio de recogida y eliminación de residuos de su zona o pregunte en la tienda donde adquirió el producto.

## Français

La directive européenne 2012/19/UE exige que l'équipement sur lequel est apposé ce symbole sur le produit et/ou son emballage ne soit pas jeté avec les autres ordures ménagères. Ce symbole indique que le produit doit être éliminé dans un circuit distinct de celui pour les déchets des ménages. Il est de votre responsabilité de jeter ce matériel ainsi que tout autre matériel électrique ou électronique par les moyens de collecte indiqués par le gouvernement et les pouvoirs publics des collectivités territoriales. L'élimination et le recyclage en bonne et due forme ont pour but de lutter contre l'impact néfaste potentiel de ce type de produits sur l'environnement et la santé publique. Pour plus d'informations sur le mode d'élimination de votre ancien équipement, veuillez prendre contact avec les pouvoirs publics locaux, le service de traitement des déchets, ou l'endroit où vous avez acheté le produit.

## Italiano

La direttiva europea 2012/19/UE richiede che le apparecchiature contrassegnate con questo simbolo sul prodotto e/o sull'imballaggio non siano smaltite insieme ai rifiuti urbani non differenziati. Il simbolo indica che questo prodotto non deve essere smaltito insieme ai normali rifiuti domestici. È responsabilità del proprietario smaltire sia questi prodotti sia le altre apparecchiature elettriche ed elettroniche mediante le specifiche strutture di raccolta indicate dal governo o dagli enti pubblici locali. Il corretto smaltimento ed il riciclaggio aiuteranno a prevenire conseguenze potenzialmente negative per l'ambiente e per la salute dell'essere umano. Per ricevere informazioni più dettagliate circa lo smaltimento delle vecchie apparecchiature in Vostro possesso, Vi invitiamo a contattare gli enti pubblici di competenza, il servizio di smaltimento rifiuti o il negozio nel quale avete acquistato il prodotto.

# Declaration of Conformity

**български [Bulgarian]** С настоящото UBIQUITI NETWORKS декларира, че този тип радиосъоръжение UVC-G3-FLEX е в съответствие с Директива 2014/53/EC. Цялостният текст на ЕС декларацията за съответствие може да се намери на следния интернет адрес: [www.ubnt.com/compliance](http://www.ubnt.com/compliance)

**Hrvatski [Croatian]** UBIQUITI NETWORKS ovime izjavljuje da je radijska oprema tipa UVC-G3-FLEX u skladu s Direktivom 2014/53/EU. Cjeloviti tekst EU izjave o sukladnosti dostupan je na sljedećoj internetskoj adresi: [www.ubnt.com/compliance](http://www.ubnt.com/compliance)

**Čeština [Czech]** Tímto UBIQUITI NETWORKS prohlašuje, že typ rádiového zařízení UVC-G3-FLEX je v souladu se směrnicí 2014/53/EU. Úplné znění EU prohlášení o shodě je k dispozici na této internetové adrese: [www.ubnt.com/compliance](http://www.ubnt.com/compliance)

**Dansk [Danish]** Hermed erklærer UBIQUITI NETWORKS, at radioudstyrstypen UVC-G3-FLEX er i overensstemmelse med direktiv 2014/53/EU. EU-overensstemmelseserklæringens fulde tekst kan findes på følgende internetadresse: [www.ubnt.com/compliance](http://www.ubnt.com/compliance)

**Nederlands [Dutch]** Hierbij verklaar ik, UBIQUITI NETWORKS, dat het type radioapparatuur UVC-G3-FLEX conform is met Richtlijn 2014/53/EU. De volledige tekst van de EU-conformiteitsverklaring kan worden geraadpleegd op het volgende internetadres: [www.ubnt.com/compliance](http://www.ubnt.com/compliance)

**English** Hereby, UBIQUITI NETWORKS declares that the radio equipment type UVC-G3-FLEX is in compliance with Directive 2014/53/EU. The full text of the EU declaration of conformity is available at the following internet address: [www.ubnt.com/compliance](http://www.ubnt.com/compliance)

**Eesti keel [Estonian]** Käesolevaga deklareerib UBIQUITI NETWORKS, et käesolev raadioseadme tüüp UVC-G3-FLEX vastab direktiivi 2014/53/EL nõuetele. ELi vastavusdeklaratsiooni täielik tekst on kättesaadav järgmisel internetiaadressil: [www.ubnt.com/compliance](http://www.ubnt.com/compliance)

**Suomi [Finnish]** UBIQUITI NETWORKS vakuuttaa, että radiolaitetyypin UVC-G3-FLEX:n direktiivin 2014/53/EU mukainen. EU-vaatimustenmukaisuusvakuutuksen täysimittainen teksti on saatavilla seuraavassa internetosoitteessa: [www.ubnt.com/compliance](http://www.ubnt.com/compliance)

**Français [French]** Le soussigné, UBIQUITI NETWORKS, déclare que l'équipement radioélectrique du type UVC-G3-FLEX est conforme à la directive 2014/53/UE. Le texte complet de la déclaration UE de conformité est disponible à l'adresse internet suivante: [www.ubnt.com/compliance](http://www.ubnt.com/compliance)

**Deutsch [German]** Hiermit erkläre UBIQUITI NETWORKS, dass der Funkanlagentyp UVC-G3-FLEX der Richtlinie 2014/53/EU entspricht. Der vollständige Text der EU-Konformitätserklärung ist unter der folgenden Internetadresse verfügbar: [www.ubnt.com/compliance](http://www.ubnt.com/compliance)

**Ελληνικά [Greek]** Με την παρούσα ο/η UBIQUITI NETWORKS, δηλώνει ότι ο ραδιοεξοπλισμός UVC-G3-FLEX πληροί την οδηγία 2014/53/EE. Το πλήρες κείμενο της δήλωσης συμμόρφωσης EE διατίθεται στην ακόλουθη ιστοσελίδα στο διαδίκτυο: [www.ubnt.com/compliance](http://www.ubnt.com/compliance)

**Magyar [Hungarian]** UBIQUITI NETWORKS igazolja, hogy a UVC-G3-FLEX típusú rádióberendezés megfelel a 2014/53/EU irányelvnek. Az EU-megfelelőségi nyilatkozat teljes szövege elérhető a következő internetes címen: [www.ubnt.com/compliance](http://www.ubnt.com/compliance)

**Íslenska [Icelandic]** Hér með lýsir UBIQUITI NETWORKS yfir því að UVC-G3-FLEX er í samræmi við grunnkröfur og aðrar kröfur, sem gerðar eru í tilskipun 2014/53/EU. Fullur texti ESB samræmisýfirlýsing er að finna á eftirfarandi netfangi: [www.ubnt.com/compliance](http://www.ubnt.com/compliance)

**Italiano [Italian]** Il fabbricante, UBIQUITI NETWORKS, dichiara che il tipo di apparecchiatura radio UVC-G3-FLEX è conforme alla direttiva 2014/53/UE. Il testo completo della dichiarazione di conformità UE è disponibile al seguente indirizzo Internet: [www.ubnt.com/compliance](http://www.ubnt.com/compliance)

**Latviešu valoda [Latvian]** Ar šo UBIQUITI NETWORKS deklarē, ka radioiekārta UVC-G3-FLEX atbilst Direktīvai 2014/53/ES. Pilns ES atbilstības deklarācijas teksts ir pieejams šādā interneta vietnē: [www.ubnt.com/compliance](http://www.ubnt.com/compliance)

**Lietuvių kalba [Lithuanian]** Aš, UBIQUITI NETWORKS, patvirtinu, kad radijo įrenginių tipas UVC-G3-FLEX atitinka Direktivą 2014/53/ES. Visas ES atitikties deklaracijos tekstas prieinamas šiuo interneto adresu: [www.ubnt.com/compliance](http://www.ubnt.com/compliance)

**Malti [Maltese]** B'dan, UBIQUITI NETWORKS, niddikjara li dan it-tip ta' taghmir tar-radju UVC-G3-FLEX huwa konformi mad-Direttiva 2014/53/UE. Id-dikjarazzjoni tal-konformità tista' tiġi kkonsultata minn [www.ubnt.com/compliance](http://www.ubnt.com/compliance)

**Norsk [Norwegian]** UBIQUITI NETWORKS erklærer herved at utstyret UVC-G3-FLEX er i samsvar med de grunnleggende krav og øvrige relevante krav i direktiv 2014/53/EU. Den fulle teksten til EU-samsvarserklæringen er tilgjengelig på følgende internetadresse: [www.ubnt.com/compliance](http://www.ubnt.com/compliance)

**Polski [Polish]** UBIQUITI NETWORKS niniejszym oświadcza, że typ urządzenia radiowego UVC-G3-FLEX jest zgodny z dyrektywą 2014/53/UE. Pełny tekst deklaracji zgodności UE jest dostępny pod następującym adresem internetowym: [www.ubnt.com/compliance](http://www.ubnt.com/compliance)

**Português [Portuguese]** O(a) abaixo assinado(a) UBIQUITI NETWORKS declara que o presente tipo de equipamento de rádio UVC-G3-FLEX está em conformidade com a Diretiva 2014/53/UE. O texto integral da declaração de conformidade está disponível no seguinte endereço de Internet: [www.ubnt.com/compliance](http://www.ubnt.com/compliance)

**Română [Romanian]** Prin prezenta, UBIQUITI NETWORKS declară că tipul de echipamente radio UVC-G3-FLEX este în conformitate cu Directiva 2014/53/UE. Textul integral al declarației UE de conformitate este disponibil la următoarea adresă internet: [www.ubnt.com/compliance](http://www.ubnt.com/compliance)

**Slovenčina [Slovak]** UBIQUITI NETWORKS týmto vyhlasuje, že rádiové zariadenie typu UVC-G3-FLEX je v súlade so smernicou 2014/53/EÚ. Úplné EÚ vyhlásenie o zhode je k dispozícii na tejto internetovej adrese: [www.ubnt.com/compliance](http://www.ubnt.com/compliance)

## Online Resources

Support [support.ubnt.com](http://support.ubnt.com)

Community [community.ubnt.com](http://community.ubnt.com)

Downloads [downloads.ubnt.com](http://downloads.ubnt.com)



[www.ubnt.com](http://www.ubnt.com)

Ubiquiti Networks, Inc.  
685 Third Avenue, 27th Floor  
New York, NY 10017  
USA