



Business Features for higher speed, greater coverage and higher density WiFi

- Business class WiFi based on next generation 802.11ax WiFi 6 technology on both 5.0GHz and 2.4GHz bands.(Backward compatible to 802.11b/g/n/a/ac)
- Dual band 2x2 (2.4GHz and 5.0GHz) 4 streams of data for an aggregate throughput of up to 1.8Gbps
- Instant WiFi Mesh forming wireless backhaul with other NETGEAR Insight Managed Wireless Access Points and with previous earlier generation WiFi devices to form a WiFi mesh network
- 40% more throughput in 2-stream 5.0GHz band and 70% more throughput in 2-stream 2.4GHz band compared to previous generation
- 4 times more client device supported
- Enterprise security and Enhanced Open security, such as WPA3, WPA Enterprise, 8x SSID and VLAN¹
- Basic Service Set Coloring (BSS Coloring) enabling significant improvement in radio frequency channel efficiency and reduction of interference
- Orthogonal Frequency Division Multiple Access (OFDMA) allowing simultaneous services to multiple devices in the same channel thus improving bandwidth efficiency and reducing latency
- 1Gbps port, backward compatible with 100/1000Mbps Ethernet, supported by NETGEAR multi-gig Ethernet switches
- Beamforming+; Advanced 6th generation WiFi technology such as up and downstream MU-MIMO
- One 802.3at 2.5Gbps PoE port. Remote management and monitoring from NETGEAR Insight app or Cloud portal for unrivaled management experience of your wireless network.
- App managed. Faster installation through NETGEAR Insight app or Cloud portal. No additional hardware needed.
- Limited Lifetime warranty. See terms and conditions for details.
- Optional support tiers to match your operational needs.

¹ WPA Enterprise will be available in a future software upgrade.

High-Performance Connectivity for Hospitality, MDUs, and Education

The NETGEAR WAX610W is a cost-effective, high-performance WiFi 6 access point designed to meet the connectivity needs of growing businesses in dynamic environments such as hospitality, multi-dwelling units (MDUs), and education. Engineered with reliability and scalability in mind, the WAX610W efficiently supports seamless networking for both employees and guests, ensuring consistent and secure access to critical resources.

Key Features and Benefits

Dual-Band WiFi 6 with 1.8Gbps Throughput

Unlock fast, reliable connections for every user—even in busy spaces. WiFi 6 delivers outstanding speed and capacity, meeting the demands of hotels, apartment complexes, and school campuses where streaming, remote work, and digital learning happen simultaneously. This robust coverage means guests, residents, and students experience seamless connectivity with fewer dead zones and consistent performance.

Gigabit Ethernet Uplink with PoE Support

Installation is effortless with a single cable for both power and data, keeping deployment simple and secure. For hospitality, this means quick room upgrades without rewiring. In MDUs, maintenance teams can add access points across floors with minimal disruption. Schools can place units in classrooms and common areas while keeping cables organized and infrastructure ready for growth.

Four Additional Gigabit LAN Ports

Flexibility is built-in. Connect printers, digital signage, or security cameras directly to the access point, streamlining network expansion. Hotel operators can effortlessly connect room devices, property managers can add surveillance equipment, and schools can enable classroom technology—with one consistent, trusted solution.

Enterprise-Grade Security

Safeguard your network and users with advanced protection, including WPA3 encryption and compliance-ready architectures. Hospitality venues shield guest data, MDUs secure resident internet, and schools keep student traffic safe from unauthorized access. Control access, protect sensitive information, and deliver the peace of mind today's environments demand.

Remote Management via NETGEAR Insight

Manage your entire network from anywhere. The NETGEAR Insight platform provides real-time visibility, intuitive configuration, and proactive troubleshooting—no onsite IT required. Hospitality managers can monitor multiple properties, property owners can address residents' needs quickly, and school administrators can respond to issues instantly, all from a single dashboard.

Customizable Captive Portal for Guest WiFi

Make the guest experience effortless and personal. The customizable captive portal lets you tailor the login page with your branding, custom messages, or offers. Hotels can present a polished, branded sign-in; MDUs can inform residents of updates; schools can provide policy reminders or event info—all seamlessly, creating a welcoming and informed community.

Key Features and Benefits

Mesh Networking Capability


Scale coverage as your needs grow by easily linking multiple access points. Eliminate dead spots across large properties or campuses without complicated wiring. Guests enjoy uninterrupted service in every hotel wing, residents get stable WiFi throughout shared spaces, and students can move between classrooms or outdoors without losing signal.

The WAX610W reflects NETGEAR's commitment to best-in-class engineering and reliability. With scalability that grows alongside your business, intuitive management, and cutting-edge security, it's the ideal solution for businesses looking to modernize their networks without unnecessary complexity or expense.

Total Network Solution Support

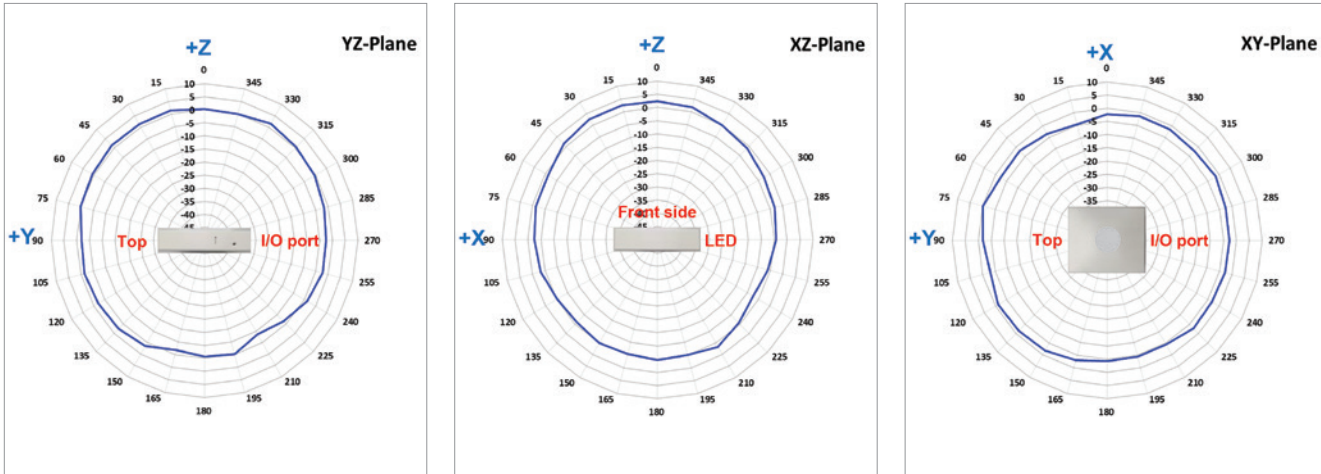
The WAX610W is part of a comprehensive suite of NETGEAR solutions. Integrate switches, firewalls, and additional APs for a unified, reliable network experience. Whether expanding a boutique hotel, a multi-building apartment, or a sprawling school, every component works together—making network management straightforward and future-proof.

NETGEAR Enterprise delivers the Total Network Solution, powering connectivity for businesses of every size with precision, scalability, and reliability.

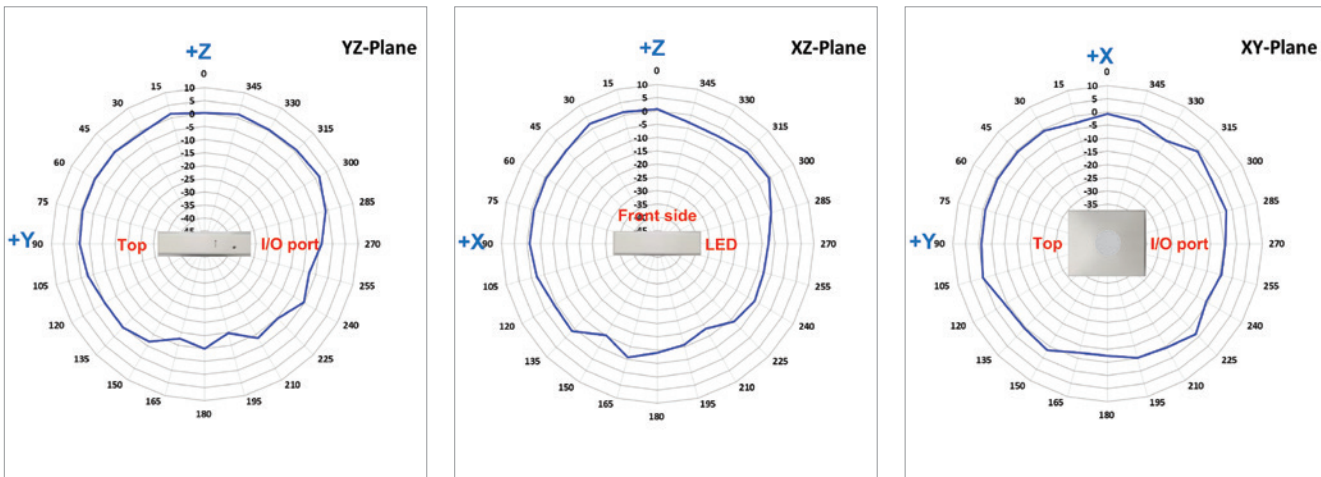


Radio Patterns for WAX610W

Radio Pattern for 2.4GHz



Radio Pattern for 5GHz



Technical Specifications

Product Comparison	WAX610W	WAX610	WAX610Y
WiFi Standards	5.0GHz: 802.11a/n/ac/ax 2.4GHz: 802.11b/g/n/ax	5.0GHz: 802.11a/n/ac/ax 2.4GHz: 802.11b/g/n/ax	5.0GHz: 802.11a/n/ac/ax 2.4GHz: 802.11b/g/n/ax
Wireless Mode (Transmit x Receive)	2x2 in 5.0GHz 2x2 in 2.4GHz	2x2 in 5.0GHz 2x2 in 2.4GHz	2x2 in 5.0GHz 2x2 in 2.4GHz
OFDM/OFDMA	OFDM and OFDMA	OFDM and OFDMA	OFDM and OFDMA
BSS Coloring	Yes	Yes	Yes
Multi-User MIMO	Bidir and MU-MIMO	Bidir and MU-MIMO	Bidir and MU-MIMO
Target Wake Time (TWT)	Yes	Yes	Yes
Maximum Theoretical Throughput	AX1800 1.8Gbps	AX1800 1.8Gbps	AX1800 1.8Gbps
Maximum Theoretical Throughput per Band	5.0GHz: 1200Mbps 2.4GHz: 600Mbps	5.0GHz: 1200Mbps 2.4GHz: 600Mbps	5.0GHz: 1200Mbps 2.4GHz: 600Mbps
Antenna Gain	Internal 3.4/3.8dBi (2.4GHz/5GHz)	Internal 3.8/4.5dBi (2.4GHz/5GHz)	Internal 3.6/4.4dBi (2.4GHz/5GHz)
Power over Ethernet (PoE)	802.3at/af	802.3at/af	802.3at/af
PoE Power Consumption	13.19W	15.3W	16.1W
Centralized Management	Insight App	Insight App	Insight App
Secure Socket Layer (SSL)	Yes	Yes	Yes
NAT Support	Yes	Yes	Yes
Wireless Distribution System(WDS)			
Repeater	Yes	Yes	Yes
Bridge Point-to-point/Multi-point	Yes	Yes	Yes
Simultaneous Bridge and Wireless Client Association	Yes	Yes	Yes
Security			
WiFi Protected Access (WPA/WPA2/WPA3), 802.11i	Yes	Yes	Yes
MAC address filtering with access control	Yes	Yes	Yes
802.1x RADIUS support with EAP TLS, TTLS, PEAP	Yes	Yes	Yes
Neighbor AP detection	Yes	Yes	Yes
Block SSID Broadcast	Yes	Yes	Yes
VLAN Support	Yes	Yes	Yes
Guest Network/Captive Portal	Yes	Yes	Yes
Bandwidth management	Yes	Yes	Yes
Link Layer Discovery Protocol	Yes	Yes	Yes
Bandsteering	Yes	Yes	Yes
Instant WiFi Mesh			
Wireless backhaul to form Mesh Network	Yes	Yes	Yes

Standards	WAX610W
IEEE 802.11ax WiFi 6 standard	Yes
WMM Wireless Multimedia Prioritization	Yes
WDS Wireless Distribution System	Yes
Power over Ethernet (PoE) IEEE 802.3af	No
Power over Ethernet (PoE) IEEE 802.3at	No
OFDM/OFDMA	Yes
Physical Specifications	
Dimensions W x D x H	110 X 130 X 34.2 mm/4.33 X 5.12 X 1.34 in
Weight	0.38kg (0.85lb)
Environmental Specifications	
Operating temperature	0° to 40°C (32° to 104°F)
Physical Interfaces	
Interface	1GbE Uplink with PoE+ input 4x 1GbE LAN ports LAN4 with PoE output
Power adapter (not included)	154 VDC, 1.2A; plug is localized to country of sale
LED	Power/Cloud, LAN, 2.4GHz, 5GHz
Security	
WiFi Protected Access® (WPA, WPA2, WPA3)	Yes
WPA2 and WPA3 Enterprise	Yes
Wireless access control to identify authorized wireless network devices	Yes
MAC address authentication	Yes
Network Management	
NETGEAR Insight App	App management for setup, monitoring and management
Advanced Wireless	
Wireless Distribution System (WDS)	Bridge mode: Point-to-point wireless Bridge mode: Point-to-multipoint wireless Repeater mode Adjustable Transmit Power Control (TPC) Device detection Identify type of wireless clients in the network
Package Contents	
	WAX610W Insight managed wireless access point Wall mount kit Installation guide

Warranty and Support

Hardware Limited Warranty

NETGEAR Enterprise Limited Lifetime* Warranty

Technical Support

Sprint support option with 24/5 Technical Support (phone, online) and Advance RMA Replacement

Overdrive support option with 24/7 Technical Support (phone, online, 2h SLA) and Next Business Day RMA Replacement

Visit <https://www.netgear.com/enterprise-support> for more information

ProSUPPORT OnCall 24x7 Service Packs**

Sprint

SPR-WAX610W-12

SPR-WAX610W-36

SPR-WAX610W-60

Drive

DRV-WAX610W-12

DRV-WAX610W-36

DRV-WAX610W-60

Ordering Information

North America

WAX610W-100NAS

Europe

WAX610W-100EUS

Asia Pacific

WAX610W-100APS

*This product comes with a limited warranty that is valid only if purchased from a NETGEAR authorized reseller, and covers unmodified hardware, fans and internal power supplies – not software or external power supplies, and requires product registration using the Insight mobile app or Insight Cloud portal within 90 days of purchase; see <https://www.netgear.com/about/warranty> for details. Intended for indoor use only.

**The NETGEAR OnCall 24x7 contract provides unlimited phone, chat and email technical support for your networking product.

NETGEAR and the NETGEAR logo are trademarks and/or registered trademarks of NETGEAR, Inc. and/or its subsidiaries in the United States and/or other countries. Other brand names mentioned herein are for identification purposes only and may be trademarks of their respective holder(s). Information is subject to change without notice. © 2026 NETGEAR, Inc. All rights reserved.

DS-WAX610W_01Apr26